

CLASSIC[®] Plus FREEZER

Highest Quality For Your Dollar!

Application:

- Freezer

Features:

- Condensation protection up to 75% relative humidity*
- Anti-condensate door rails, frame & mullion heaters.
- Tempered, heated three-pane Low-E coat glass package.
- NSF-certified door, frame and shelving systems.
- UL-certified door and frame.
- Side-mount, easy to change door handles.
- Reliable door hinging system, hold open cam and one-time adjustment torque rod.

Exclusive Standard Features:

- Pre-wired and fully integrated energy control system.
- Heavy-duty 27" shelving with price tag molding.
- Shelf standards (post) with brackets and levelers.
- Standard STYLELINE[®] Warranty.

Package Includes:


- STYLELINE LED Plus lighting system.
- Lifetime finish in satin black or anodized bright silver, satin silver or bright gold.
- Stainless steel trim.
- Easy-clean covered frames.

Options Available:


- Full-length handle.
- Slide-Trac[®] shelving system.
- Integrated locking system.
- High output T-8 electronic lighting system.
- Super Slide-Trac[®] gravity-flow shelving system.

*Ideal for temperatures less than 75°F and internal freezer temperature of -10°F


Features & Options:



Finishes Available



Shelving Post Colors



Standard Handle



Full Length Handle

Prices and specifications subject to change without notice.



6200 Porter Road, Sarasota, Florida 34240 - 800.237.3940/941.377.2850 - fax - www.styleline.com

©2016 Commercial Refrigerator Door Company

NCO's:

Door Model	K1	K2	K3	S2	S3	S5	G2	G3
Door Size W x H	23 1/4" x 63"	26" x 63"	30" x 63"	26" x 72"	23 1/4" x 72"	26" x 80"	30" x 72"	30" x 80"
NCO Height	64 3/4"	64 3/4"	64 3/4"	73 3/4"	73 3/4"	81 3/4"	73 3/4"	81 3/4"
Doors	NCO Width							
1	2' 1 1/2"	2' 3 1/4"	2' 7 1/4"	2' 3 1/4"	2' 1 1/2"	2' 3 1/4"	2' 7 1/4"	2' 7 1/4"
2	4' 1 1/2"	4' 6 1/4"	5' 2 1/4"	4' 6 1/4"	4' 1 1/2"	4' 6 1/4"	5' 2 1/4"	5' 2 1/4"
3	6' 1/2"	6' 8 1/4"	7' 8 1/4"	6' 8 1/4"	6' 1/2"	6' 8 1/4"	7' 8 1/4"	7' 8 1/4"
4	8' 1/2"	8' 11 1/4"	10' 3 1/4"	8' 11 1/4"	8' 1/2"	8' 11 1/4"	10' 3 1/4"	10' 3 1/4"
5	10' 1/2"	11' 2 1/4"	12' 9 1/4"	11' 2 1/4"	10' 1/2"	11' 2 1/4"	12' 9 1/4"	12' 9 1/4"
6	12' 2 1/4"	13' 7 1/4"	15' 6 1/4"	13' 7 1/4"	12' 2 1/4"	13' 7 1/4"	15' 6 1/4"	15' 6 1/4"
7	14' 2 1/4"	15' 9 1/4"	18' 1 1/4"	15' 9 1/4"	14' 2 1/4"	15' 9 1/4"	18' 1 1/4"	18' 1 1/4"
8	16' 2 1/4"	18' 1 1/4"	20' 7 1/4"	18' 1 1/4"	16' 2 1/4"	18' 1 1/4"	20' 7 1/4"	20' 7 1/4"
9	18' 2 1/4"	20' 2 1/4"	23' 2 1/4"	20' 2 1/4"	18' 2 1/4"	20' 2 1/4"	23' 2 1/4"	23' 2 1/4"
10	20' 1 1/4"	22' 5 1/4"	25' 8 1/4"	22' 5 1/4"	20' 1 1/4"	22' 5 1/4"	25' 8 1/4"	25' 8 1/4"

* Complete chart available at www.styleline.com

Shelving Options:

Width Available	Depth Available	Description/Information
24"	27"	<ul style="list-style-type: none"> Five Standard (Black/White) Heavy-duty epoxy and NSF Approved Shelving. Six Shelves with 79" Size Doors. 27" Standard Depth. Includes Price Tag Moldings. Galvanized, White or Black Post Available. Galvanized Standard. Post Lever Included. Super Slide-Trac three-position adjustable gravity-flow shelves available in epoxy-coated white or black.
26"	36"	
30"	43"	
	60"	

