

Revolutionary Modular Frame Design At Lower Cost!



Modular Design

Providing the only modular door and frame system in the industry, MOD//Line™ is yet another revolutionary product of STYLELINE®.

Offering the same NCO's as Anthony's 401 Series*, the MOD//Line™ is the perfect replacement door solution for existing installation and future remodels.

The MOD//Line™ entry level pricing continues to deliver the components as our high-end models by providing the same hardware we've been using for 40 years!

- Exact NCO's as Anthony's 401*
- Proven hardware simplicity and reliability
- Pre-wired energy controller
- LED lighting available

* Prior to May 15th, 2015



Revolutionary Modular Frame Design At Lower Cost!

Application:

- Cooler, Freezer.

Features:

- Condensation protection up to 75% RH.*
- Anti-condensate frame and mullion heaters.
- Tempered two-pane Low-E glass coat and gas-filled.
- NSF-certified door, frame and shelving systems.
- UL-certified door, frame and shelving systems.
- Side-mount, easy to replace door handles.
- Reliable door hinging system, hold open cam and one-time adjustment torque rod.
- Stainless steel trim kit.
- Easy-clean cove frames.
- Lifetime finish in satin black or anodized bright silver or bright gold.

What's Included:


- STYLELINE LED Plus lighting system.
- Pre-wired and fully integrated energy control system.
- Heavy-duty 27" shelving with price tag molding.
- Shelf standards (post) with brackets and levelers.
- Standard STYLELINE® Warranty.




Options Available:

- Full-length handle.
- Integrated locking system.
- Standard and premium finishes available.
- High output T-8 electronic lighting system.


Features & Options:



Finishes Available



Shelving Post Colors



Standard Handle



Full Length Handle



NCO's:

Nominal Size	26 3/4" x 67 1/4"	26 3/4" x 75 1/4"	28 3/4" x 75 1/4"	28 3/4" x 79 1/4"	30 1/4" x 67 1/4"	30 1/4" x 75 1/4"	30 1/4" x 79 1/4"
Actual Door Size W x H	25 5/8" x 65 7/16"	25 5/8" x 73 7/16"	27 5/16" x 73 7/16"	27 5/16" x 77 7/16"	28 13/16" x 65 7/16"	28 13/16" x 73 7/16"	28 13/16" x 77 7/16"
NCO Height	67 1/4"	75 1/4"	75 1/4"	79 1/4"	67 1/4"	75 1/4"	79 1/4"
1	2' 3-1/2"	2' 3-1/2"	2' 5-1/2"	2' 5-1/2"	2' 7"	2' 7"	2' 7"
2	4' 6-1/4"	4' 6-1/4"	4' 10-1/4"	4' 10-1/4"	5' 2-1/4"	5' 2-1/4"	5' 2-1/4"
3	6' 9"	6' 9"	7' 3"	7' 3"	7' 7-1/2"	7' 7-1/2"	7' 7-1/2"
4	8' 11-3/4"	8' 11-3/4"	9' 7-3/4"	9' 7-3/4"	10' 1-3/4"	10' 1-3/4"	10' 1-3/4"
5	11' 2-13/16"	11' 2-13/16"	12' 1/2"	12' 1/2"	12' 8"	12' 8"	12' 8"
6	13' 5-1/4"	13' 5-1/4"	14' 5-1/4"	14' 5-1/4"	15' 2-1/4"	15' 2-1/4"	15' 2-1/4"
7	15' 8"	15' 8"	16' 10"	16' 10"	17' 8"	17' 8"	17' 8"
8	17' 10-3/4"	17' 10-3/4"	18' 2-3/4"	18' 2-3/4"	20' 2-3/4"	20' 2-3/4"	20' 2-3/4"
9	20' 1-1/2"	20' 1-1/2"	21' 7-1/2"	21' 7-1/2"	22' 9"	22' 9"	22' 9"
10	22' 4-1/4"	22' 4-1/4"	24' 1/4"	24' 1/4"	25' 3-1/4"	25' 3-1/4"	25' 3-1/4"

* Complete chart available at styleline.com

Shelving Options:

Width Available	Depth Available	Description/Information
24"	27"	<ul style="list-style-type: none"> Five Standard (Black/White) Heavy-duty epoxy and NSF Approved Shelving. Six Shelves with 79" Size Doors. 27" Standard Depth. Includes Price Tag Moldings. Galvanized, White or Black Post Available. Galvanized Standard. Post Lever Included. Super Slide-Trac three-position adjustable gravity-flow shelves available in epoxy-coated white or black.
26"	36"	
30"	43"	
	60"	

Product Comparison Chart:

Product Features	MOD Modular Design LINE™	Anthony 401 Series
Finish	Anodized Hard Coat Finish or Painted	Polished Aluminum or Painted
RH Protection	75% RH	65% RH
Door Sizing/Frame Line-up	Nominal Modular Frames Line-Up	Nominal, Not Exact Traditional Frames Line-Up
Energy Savings Controller	Pre-Wired / Integrated	Wired & Installed On-Site
Warranty	2 yrs. Materials & Workmanship	15 Months on Parts
Glass Pack Warranty	20 yrs. Against CBP	10 yrs. Against CBP
Hinging	Right / Left Door Swing	Right / Left Door Swing
Lighting	STYLELINE T-8 Lighting (LED lighting available)	T-8 Lighting (LED lighting available)
Shelving	Black / White	Black / White
Lead Time	Super Seven - (7 business days)	?

Prices and specifications subject to change without notice.