



# PRICING GUIDE

AUTOMATIC BEER CAVE DOOR  
*Industry Exclusive!*

HEAVY-DUTY ENTRANCE DOORS  
*with new virtually indestructible hydraulic closure system!*

LED LIGHTING  
*is spectacular!*

\* All products meet or exceed the requirement of the Energy Independence & Security Act, effective as of January 1, 2009

Prices and specifications subject to change without notice and do not include applicable freight and tax.

800.237.3940 • sales@STYLELINE.com • www.STYLELINE.com

# TABLE OF CONTENTS

Energy Independence and Security Act of 2007 (EISA) .....	3
Ordering STYLELINE® Products.....	4
STYLELINE® Door Specifications & Sizes.....	5
<b>STYLELINE® HybriDoor™ Systems</b>	
Cooler .....	6
Freezer .....	7
<b>STYLELINE® Classic® Plus Systems</b>	
Cooler .....	8
Freezer .....	9
<b>STYLELINE® 20//20® Plus Guaranteed 100% Condensation Free ...</b>	<b>10</b>
<b>STYLELINE® Heavy Duty-Entrance Doors.....</b>	<b>11</b>
<b>STYLELINE® Automatic Beer Cave (ABC) Doors .....</b>	<b>12</b>
<b>STYLELINE® Half Doors .....</b>	<b>13</b>
<b>STYLELINE® Fixed Windows .....</b>	<b>13</b>
<b>System Upgrades</b>	
Lighting Upgrades .....	14
Finish Upgrades .....	14
<b>Energy-Saving Accessories</b>	
Energy Saver Control (ESC-3).....	14
LED Motion Detector.....	14
<b>Door Accessories</b>	
Door Locks.....	14
Full Length Handles .....	14
<b>Merchandising Systems</b>	
Roll-Mart Cart.....	15
Deli-Mart Systems & Accessories .....	15
<b>Shelving .....</b>	<b>16</b>
<b>Shelving Accessories .....</b>	<b>17</b>
<b>Super Slide-Trac™ Shelving .....</b>	<b>18</b>
<b>Terms .....</b>	<b>19</b>
<b>Warranty .....</b>	<b>20</b>



Prices and specifications subject to change without notice and do not include applicable freight and tax.



# ENERGY INDEPENDENCE AND SECURITY ACT OF 2007 (EISA)

## WHAT YOU NEED TO KNOW.....

This is a summary of the basic mandates required by the new energy law as they affect glass display doors.

- Effective for all new stores and remodels after January 1, 2009
- Specific mandates for walk-in boxes and glass doors on walk-in coolers and freezers
- Requirements for glass doors:
  - Must have a self-closing hinge
  - Must have a high-performance glass package
  - Must be under specific maximum energy draws or must be equipped with automatic energy controller
- The STYLELINE® HybriDoor™
  - 75% RH protection
  - No energy controller required
  - Best solution for complete EISA compliance
- All STYLELINE swing doors will be compliant as follows:
  - Classic becomes Classic Plus...75%RH, fully pre-wired energy control
  - 20//20 becomes 20//20 Plus...guaranteed condensation protection, fully pre-wired energy control
  - Classic LT becomes Classic Plus Freezer...75%RH, fully pre-wired energy control
- Reach-in boxes and doors on reach-in cases are covered by a different law, one that will become effective January 1, 2010
- There are a small number of exceptions for boxes and/or doors as follows:
  - Projects with walk-in boxes greater than 3,000 square feet
  - Projects for medical, scientific, and research applications
  - Hang-on doors-only for ice merchandisers and other spot merchandisers

Visit our web-site [www.STYLELINE.COM/EISA.html](http://www.STYLELINE.COM/EISA.html) for more information.

Prices and specifications subject to change without notice and do not include applicable freight and tax.

# ORDERING STYLELINE® PRODUCTS

## TO EXPEDITE YOUR PRICE QUOTATION AND ORDER:

Please have the following information available when you call:

- Door model
- Door size
- Number of doors and frames in each lineup
- Finish
  - Standard smooth or serrated
  - Standard finish in satin black or anodized bright silver, satin silver or bright gold
  - Anodized bright black, inlays
- Left or right hand door hinges
- Locks (specify on which doors)
- Lighting choice:
  - Standard T-8
  - STYLELINE LED Plus (specify motion sensors)
- Shelving System
  - Standard (27" deep)
  - Slide-Trac™ (36" deep)
  - Super Slide-Trac™ (36", 43" or 60" deep)
  - Shelving /post color
  - Number of shelves per door
- Ship to address
- On-Site date
- Special packaging or freight instructions

## REORDERS/REPLACEMENT DOORS AND PARTS

In addition to the information above, you will need your STYLELINE® serial number when reordering door and frame systems and replacement doors, frames or parts.

### LOCATING THE SERIAL NUMBER:

When facing the cooler, the serial number is located on the inside of the frame above the first door on the left.

## ON-LINE QUOTES

Try our new **Quoting System** for a rapid check of pricing for your standard requirements. By requesting a "formal quote" our Customer Service team will be able to formalize your quote to include freight estimates and/or item not available in the on-line Quickie Quote service.

Prices and specifications subject to change without notice and do not include applicable freight and tax.



800.237.3940 • sales@STYLELINE.com • www.STYLELINE.com

# DOOR SPECIFICATIONS ACROSS ALL MODELS

## Package Price Includes:

- Tempered two-pane insulating safety glass with low E-coating and/or gas-filled air space in cooler doors.\*
- Tempered three-pane insulating safety glass with low E-coating in freezer doors\*
- Heavy-duty 27" deep shelving with price tag molding in black or white durable epoxy finish, five shelves per door (seven shelves with G3 and S5 models)
- Shelf standards (posts) with brackets and levelers
- Full-length high output T-8 fluorescent lighting with tube guards and electronic smart ballast
- Please see page 14 for optional upgrades and accessories

## STYLELINE® Exclusive Features:

- Standard lifetime finish in satin black or anodized bright silver, satin silver or bright gold
- Stainless steel trim
- Easy-clean coved frames

## Net Cooler Openings:

Door Model	K1	K2	K3	S2	S3	S5	G2	G3
Door Size W x H	23 <sup>3</sup> / <sub>4</sub> " x 63"	26" x 63"	30" x 63"	26" x 72"	23 <sup>3</sup> / <sub>4</sub> " x 72"	26" x 80"	30" x 72"	30" x 80"
NCO Height	64 <sup>3</sup> / <sub>4</sub> "	64 <sup>3</sup> / <sub>4</sub> "	64 <sup>3</sup> / <sub>4</sub> "	73 <sup>3</sup> / <sub>4</sub> "	73 <sup>3</sup> / <sub>4</sub> "	81 <sup>5</sup> / <sub>8</sub> "	73 <sup>3</sup> / <sub>4</sub> "	81 <sup>5</sup> / <sub>8</sub> "
Doors	NCO Width							
1	2' 1 <sup>1</sup> / <sub>16</sub> "	2' 3 <sup>13</sup> / <sub>16</sub> "	2' 7 <sup>3</sup> / <sub>4</sub> "	2' 3 <sup>13</sup> / <sub>16</sub> "	2' 1 <sup>1</sup> / <sub>16</sub> "	2' 3 <sup>13</sup> / <sub>16</sub> "	2' 7 <sup>3</sup> / <sub>4</sub> "	2' 7 <sup>3</sup> / <sub>4</sub> "
2	4' 1 <sup>13</sup> / <sub>16</sub> "	4' 6 <sup>5</sup> / <sub>16</sub> "	5' 2 <sup>3</sup> / <sub>16</sub> "	4' 6 <sup>5</sup> / <sub>16</sub> "	4' 1 <sup>13</sup> / <sub>16</sub> "	4' 6 <sup>5</sup> / <sub>16</sub> "	5' 2 <sup>3</sup> / <sub>16</sub> "	5' 2 <sup>3</sup> / <sub>16</sub> "
3	6' 9 <sup>1</sup> / <sub>16</sub> "	6' 8 <sup>13</sup> / <sub>16</sub> "	7' 8 <sup>5</sup> / <sub>8</sub> "	6' 8 <sup>13</sup> / <sub>16</sub> "	6' 9 <sup>1</sup> / <sub>16</sub> "	6' 8 <sup>13</sup> / <sub>16</sub> "	7' 8 <sup>5</sup> / <sub>8</sub> "	7' 8 <sup>5</sup> / <sub>8</sub> "
4	8' 5 <sup>1</sup> / <sub>16</sub> "	8' 11 <sup>5</sup> / <sub>16</sub> "	10' 3 <sup>1</sup> / <sub>16</sub> "	8' 11 <sup>5</sup> / <sub>16</sub> "	8' 5 <sup>1</sup> / <sub>16</sub> "	8' 11 <sup>5</sup> / <sub>16</sub> "	10' 3 <sup>1</sup> / <sub>16</sub> "	10' 3 <sup>1</sup> / <sub>16</sub> "
5	10' 1 <sup>1</sup> / <sub>16</sub> "	11' 1 <sup>13</sup> / <sub>16</sub> "	12' 9 <sup>1</sup> / <sub>2</sub> "	11' 1 <sup>13</sup> / <sub>16</sub> "	10' 1 <sup>1</sup> / <sub>16</sub> "	11' 1 <sup>13</sup> / <sub>16</sub> "	12' 9 <sup>1</sup> / <sub>2</sub> "	12' 9 <sup>1</sup> / <sub>2</sub> "
6	12' 2 <sup>13</sup> / <sub>16</sub> "	13' 7 <sup>5</sup> / <sub>16</sub> "	15' 6 <sup>15</sup> / <sub>16</sub> "	13' 7 <sup>5</sup> / <sub>16</sub> "	12' 2 <sup>13</sup> / <sub>16</sub> "	13' 7 <sup>5</sup> / <sub>16</sub> "	15' 6 <sup>15</sup> / <sub>16</sub> "	15' 6 <sup>15</sup> / <sub>16</sub> "
7	14' 2 <sup>9</sup> / <sub>16</sub> "	15' 9 <sup>13</sup> / <sub>16</sub> "	18' 1 <sup>3</sup> / <sub>8</sub> "	15' 9 <sup>13</sup> / <sub>16</sub> "	14' 2 <sup>9</sup> / <sub>16</sub> "	15' 9 <sup>13</sup> / <sub>16</sub> "	18' 1 <sup>3</sup> / <sub>8</sub> "	18' 1 <sup>3</sup> / <sub>8</sub> "
8	16' 2 <sup>5</sup> / <sub>16</sub> "	18' 5 <sup>1</sup> / <sub>16</sub> "	20' 7 <sup>13</sup> / <sub>16</sub> "	18' 5 <sup>1</sup> / <sub>16</sub> "	16' 2 <sup>5</sup> / <sub>16</sub> "	18' 5 <sup>1</sup> / <sub>16</sub> "	20' 7 <sup>13</sup> / <sub>16</sub> "	20' 7 <sup>13</sup> / <sub>16</sub> "
9	18' 2 <sup>1</sup> / <sub>16</sub> "	20' 2 <sup>13</sup> / <sub>16</sub> "	23' 2 <sup>1</sup> / <sub>4</sub> "	20' 2 <sup>13</sup> / <sub>16</sub> "	18' 2 <sup>1</sup> / <sub>16</sub> "	20' 2 <sup>13</sup> / <sub>16</sub> "	23' 2 <sup>1</sup> / <sub>4</sub> "	23' 2 <sup>1</sup> / <sub>4</sub> "
10	20' 1 <sup>13</sup> / <sub>16</sub> "	22' 5 <sup>5</sup> / <sub>16</sub> "	25' 8 <sup>11</sup> / <sub>16</sub> "	22' 5 <sup>5</sup> / <sub>16</sub> "	20' 1 <sup>13</sup> / <sub>16</sub> "	22' 5 <sup>5</sup> / <sub>16</sub> "	25' 8 <sup>11</sup> / <sub>16</sub> "	25' 8 <sup>11</sup> / <sub>16</sub> "
11	22' 4 <sup>9</sup> / <sub>16</sub> "	24' 10 <sup>13</sup> / <sub>16</sub> "	28' 6 <sup>1</sup> / <sub>8</sub> "	24' 10 <sup>13</sup> / <sub>16</sub> "	22' 4 <sup>9</sup> / <sub>16</sub> "	24' 10 <sup>13</sup> / <sub>16</sub> "	28' 6 <sup>1</sup> / <sub>8</sub> "	28' 6 <sup>1</sup> / <sub>8</sub> "
12	24' 4 <sup>5</sup> / <sub>16</sub> "	27' 1 <sup>5</sup> / <sub>16</sub> "	31' 9 <sup>1</sup> / <sub>16</sub> "	27' 1 <sup>5</sup> / <sub>16</sub> "	24' 4 <sup>5</sup> / <sub>16</sub> "	27' 1 <sup>5</sup> / <sub>16</sub> "	31' 9 <sup>1</sup> / <sub>16</sub> "	31' 9 <sup>1</sup> / <sub>16</sub> "
13	26' 4' 1 <sup>1</sup> / <sub>16</sub> "	29' 3 <sup>13</sup> / <sub>16</sub> "	33' 7"	29' 3 <sup>13</sup> / <sub>16</sub> "	26' 4' 1 <sup>1</sup> / <sub>16</sub> "	29' 3 <sup>13</sup> / <sub>16</sub> "	33' 7"	33' 7"
14	28' 3 <sup>13</sup> / <sub>16</sub> "	31' 6 <sup>5</sup> / <sub>16</sub> "	36' 1 <sup>7</sup> / <sub>16</sub> "	31' 6 <sup>5</sup> / <sub>16</sub> "	28' 3 <sup>13</sup> / <sub>16</sub> "	31' 6 <sup>5</sup> / <sub>16</sub> "	36' 1 <sup>7</sup> / <sub>16</sub> "	36' 1 <sup>7</sup> / <sub>16</sub> "
15	30' 3 <sup>9</sup> / <sub>16</sub> "	33' 8 <sup>13</sup> / <sub>16</sub> "	38' 7 <sup>7</sup> / <sub>8</sub> "	33' 8 <sup>13</sup> / <sub>16</sub> "	30' 3 <sup>9</sup> / <sub>16</sub> "	33' 8 <sup>13</sup> / <sub>16</sub> "	38' 7 <sup>7</sup> / <sub>8</sub> "	38' 7 <sup>7</sup> / <sub>8</sub> "
16	32' 6 <sup>1</sup> / <sub>4</sub> "	36' 2 <sup>1</sup> / <sub>4</sub> "	41' 5' 3 <sup>1</sup> / <sub>4</sub> "	36' 2 <sup>1</sup> / <sub>4</sub> "	32' 6 <sup>1</sup> / <sub>4</sub> "	36' 2 <sup>1</sup> / <sub>4</sub> "	41' 5' 3 <sup>1</sup> / <sub>4</sub> "	41' 5' 3 <sup>1</sup> / <sub>4</sub> "
17	34' 6"	38' 4 <sup>3</sup> / <sub>4</sub> "	43' 11 <sup>11</sup> / <sub>16</sub> "	38' 4 <sup>3</sup> / <sub>4</sub> "	34' 6"	38' 4 <sup>3</sup> / <sub>4</sub> "	43' 11 <sup>11</sup> / <sub>16</sub> "	43' 11 <sup>11</sup> / <sub>16</sub> "
18	36' 5' 3 <sup>1</sup> / <sub>4</sub> "	40' 7 <sup>1</sup> / <sub>4</sub> "	46' 6 <sup>1</sup> / <sub>8</sub> "	40' 7 <sup>1</sup> / <sub>4</sub> "	36' 5' 3 <sup>1</sup> / <sub>4</sub> "	40' 7 <sup>1</sup> / <sub>4</sub> "	46' 6 <sup>1</sup> / <sub>8</sub> "	46' 6 <sup>1</sup> / <sub>8</sub> "
19	38' 5 <sup>1</sup> / <sub>2</sub> "	42' 9 <sup>3</sup> / <sub>4</sub> "	49' 9 <sup>1</sup> / <sub>16</sub> "	42' 9 <sup>3</sup> / <sub>4</sub> "	38' 5 <sup>1</sup> / <sub>2</sub> "	42' 9 <sup>3</sup> / <sub>4</sub> "	49' 9 <sup>1</sup> / <sub>16</sub> "	49' 9 <sup>1</sup> / <sub>16</sub> "
20	40' 5' 1 <sup>1</sup> / <sub>4</sub> "	45' 1 <sup>1</sup> / <sub>4</sub> "	51' 7"	45' 1 <sup>1</sup> / <sub>4</sub> "	40' 5' 1 <sup>1</sup> / <sub>4</sub> "	45' 1 <sup>1</sup> / <sub>4</sub> "	51' 7"	51' 7"

Additional door sizes available by special order. Net cooler openings based on full-flange lineup.  
Flangeless continuous lineup available upon request at no additional charge, and includes shelving components.  
Please contact a customer service representative at 800-237-3940 for flangeless NCOs.

\*All glass in STYLELINE® doors meets or exceeds the following certifications: ASTM C 1036, ASTM C 1048, ANSI Z97.1 2004, CPSC 16 CFR 1201, SCGG and EISA

Prices and specifications subject to change without notice and do not include applicable freight and tax.



- Energy draw beats EISA mandate
- Condensation protection up to 75% RH at 75° ambient / 38° cooler
- Field-reversible swing
- Package includes standard lighting and shelving
- EISA compliant glass package

Doors	Door Size W x H	K1	K2	K3	S2	S3	S5	G2	G3
		23¾" x 63"	26" x 63"	30" x 63"	26" x 72"	23¾" x 72"	26" x 80"	30" x 72"	30" x 80"
1	Package Price	2,279	2,386	2,533	2,533	2,411	2,662	2,699	2,969
	Package Weight (lbs)	185	200	210	210	205	230	230	250
2	Package Price	3,744	3,920	4,161	4,162	3,962	4,373	4,435	4,876
	Package Weight (lbs)	280	300	320	320	315	350	350	380
3	Package Price	4,986	5,220	5,539	5,544	5,277	5,825	5,905	6,487
	Package Weight (lbs)	420	450	480	480	470	525	525	570
4	Package Price	6,449	6,754	7,161	7,174	6,825	7,533	7,633	8,389
	Package Weight (lbs)	560	600	640	640	630	700	700	760
5	Package Price	7,936	8,305	8,810	8,825	8,396	9,268	9,395	10,326
	Package Weight (lbs)	700	750	800	800	780	875	875	950
6	Package Price	9,839	10,307	10,945	10,955	10,421	11,517	11,677	12,841
	Package Weight (lbs)	840	900	960	960	940	1,050	1,050	1,140
7	Package Price	11,302	11,841	12,567	12,585	11,969	13,225	13,405	14,743
	Package Weight (lbs)	980	1,050	1,120	1,120	1,100	1,225	1,225	1,330
8	Package Price	12,765	13,375	14,189	14,215	13,517	14,933	15,133	16,645
	Package Weight (lbs)	1,120	1,200	1,280	1,280	1,260	1,400	1,400	1,520
9	Package Price	14,252	14,926	15,838	15,866	15,088	16,668	16,895	18,582
	Package Weight (lbs)	1,260	1,350	1,440	1,440	1,410	1,575	1,575	1,710
10	Package Price	15,739	16,477	17,487	17,517	16,659	18,403	18,657	20,519
	Package Weight (lbs)	1,400	1,500	1,600	1,600	1,560	1,750	1,750	1,900
11	Package Price	17,618	18,462	19,595	19,626	18,661	20,625	20,905	22,999
	Package Weight (lbs)	1,540	1,650	1,760	1,760	1,730	1,925	1,925	2,090
12	Package Price	19,081	19,946	21,217	21,256	20,209	22,333	22,633	24,901
	Package Weight (lbs)	1,680	1,800	1,920	1,920	1,890	2,100	2,100	2,280
13	Package Price	20,568	21,547	22,866	22,907	21,780	24,068	24,395	26,838
	Package Weight (lbs)	1,820	1,950	2,080	2,080	2,040	2,275	2,275	2,470
14	Package Price	22,055	23,098	24,515	24,558	23,351	25,803	26,157	28,775
	Package Weight (lbs)	1,960	2,100	2,240	2,240	2,190	2,450	2,450	2,660
15	Package Price	23,542	24,649	26,164	26,209	24,922	27,538	27,919	30,712
	Package Weight (lbs)	2,100	2,250	2,400	2,400	2,340	2,625	2,625	2,850
16	Package Price	25,397	26,617	28,245	28,297	26,901	29,733	30,133	33,157
	Package Weight (lbs)	2,240	2,400	2,560	2,560	2,520	2,800	2,800	3,040
17	Package Price	26,884	28,168	29,894	29,948	28,472	31,468	31,895	35,094
	Package Weight (lbs)	2,380	2,550	2,720	2,720	2,670	2,975	2,975	3,230
18	Package Price	28,371	29,719	31,543	31,599	30,043	33,203	33,657	37,031
	Package Weight (lbs)	2,520	2,700	2,880	2,880	2,820	3,150	3,150	3,420
19	Package Price	29,858	31,270	33,192	33,250	31,614	34,938	35,419	38,968
	Package Weight (lbs)	2,660	2,850	3,040	3,040	2,970	3,325	3,325	3,610
20	Package Price	31,345	32,821	34,841	34,901	33,185	36,673	37,181	40,905
	Package Weight (lbs)	2,800	3,000	3,200	3,200	3,120	3,500	3,500	3,800

Estimated weights based on 27" shelving package. Please contact customer service for additional package weights.

Prices and specifications subject to change without notice and do not include applicable freight and tax.



- Designed for freezer temperatures to -10°
- Anti-condensate frame & mullion and glass heaters with fully pre-wired energy controller
- Condensation protection up to 75% RH ambient / 10° freezer
- Field-reversible swing
- Package includes standard lighting and shelving
- EISA compliant glass package



# STYLELINE<sup>®</sup> HYBRID DOOR FREEZER

Doors	Door Size W x H	K1	K2	K3	S2	S3	S5	G2	G3
		23 <sup>3</sup> / <sub>4</sub> " x 63"	26" x 63"	30" x 63"	26" x 72"	23 <sup>3</sup> / <sub>4</sub> " x 72"	26" x 80"	30" x 72"	30" x 80"
1	Package Price	3,427	3,588	3,816	3,811	3,626	4,006	4,067	4,487
	Package Weight (lbs)	210	225	240	230	225	260	260	310
2	Package Price	5,636	5,902	6,277	6,268	5,964	6,589	6,691	7,378
	Package Weight (lbs)	320	340	360	345	340	390	390	490
3	Package Price	7,509	7,863	8,359	8,352	7,947	8,777	8,911	9,826
	Package Weight (lbs)	480	510	540	520	515	585	585	735
4	Package Price	9,717	10,174	10,813	10,806	10,281	11,357	11,529	12,709
	Package Weight (lbs)	640	680	720	690	685	780	780	980
5	Package Price	11,956	12,520	13,305	13,300	12,651	13,973	14,185	15,641
	Package Weight (lbs)	800	850	900	860	855	1,000	1,000	1,250
6	Package Price	14,885	15,593	16,585	16,571	15,761	17,421	17,689	19,519
	Package Weight (lbs)	960	1,020	1,080	1,040	1,030	1,170	1,170	1,470
7	Package Price	17,093	17,904	19,039	19,025	18,095	20,001	20,307	22,402
	Package Weight (lbs)	1,120	1,190	1,260	1,210	1,200	1,365	1,365	1,715
8	Package Price	19,301	20,215	21,493	21,479	20,429	22,581	22,925	25,285
	Package Weight (lbs)	1,280	1,360	1,440	1,380	1,370	1,560	1,560	1,960
9	Package Price	21,540	22,561	23,985	23,973	22,799	25,197	25,581	28,217
	Package Weight (lbs)	1,440	1,530	1,620	1,550	1,540	1,780	1,780	2,230
10	Package Price	23,779	24,907	26,477	26,467	25,169	27,813	28,237	31,149
	Package Weight (lbs)	1,600	1,700	1,800	1,720	1,710	2,000	2,000	2,500
11	Package Price	26,677	27,945	29,719	29,698	28,243	31,225	31,703	34,978
	Package Weight (lbs)	1,760	1,870	1,980	1,900	1,885	2,145	2,145	2,695
12	Package Price	28,885	30,256	32,173	32,152	30,577	33,805	34,321	37,861
	Package Weight (lbs)	1,920	2,040	2,160	2,070	2,055	2,340	2,340	2,940
13	Package Price	31,124	32,602	34,665	34,646	32,947	36,421	36,977	40,793
	Package Weight (lbs)	2,080	2,210	2,340	2,240	2,225	2,560	2,560	3,210
14	Package Price	33,363	34,948	37,157	37,140	35,317	39,037	39,633	43,725
	Package Weight (lbs)	2,240	2,380	2,520	2,410	2,395	2,780	2,780	3,480
15	Package Price	35,602	37,294	39,649	39,634	37,687	41,653	42,289	46,657
	Package Weight (lbs)	2,400	2,550	2,700	2,580	2,565	3,000	3,000	3,750
16	Package Price	38,469	40,297	42,853	42,825	40,725	45,029	45,717	50,437
	Package Weight (lbs)	2,560	2,720	2,880	2,760	2,740	3,120	3,120	3,920
17	Package Price	40,708	42,643	45,345	45,319	43,095	47,645	48,373	53,369
	Package Weight (lbs)	2,720	2,890	3,060	2,930	2,910	3,340	3,340	4,190
18	Package Price	42,947	44,989	47,837	47,813	45,465	50,261	51,029	56,301
	Package Weight (lbs)	2,880	3,060	3,240	3,100	3,080	3,560	3,560	4,460
19	Package Price	45,186	47,335	50,329	50,307	47,835	52,877	53,685	59,233
	Package Weight (lbs)	3,040	3,230	3,420	3,270	3,250	3,780	3,780	4,730
20	Package Price	47,425	49,681	52,821	52,801	50,205	55,493	56,341	62,165
	Package Weight (lbs)	3,200	3,400	3,600	3,440	3,420	4,000	4,000	5,000

Estimated weights based on 27" shelving package. Please contact customer service for additional package weights.  
Prices and specifications subject to change without notice and do not include applicable freight and tax.



# CLASSIC<sup>®</sup> Plus

- Condensation protection up to 75% RH at 75° ambient / 38° cooler
- Anti-condensate frame & mullion heaters with fully pre-wired energy controller
- Package includes standard lighting and shelving
- EISA compliant glass package

Doors	Door Size W x H	K1	K2	K3	S2	S3	S5	G2	G3
		23¾" x 63"	26" x 63"	30" x 63"	26" x 72"	23¾" x 72"	26" x 80"	30" x 72"	30" x 80"
1	Package Price	1,982	2,074	2,200	2,202	2,096	2,314	2,345	2,575
	Package Weight (lbs)	185	200	210	210	205	230	230	250
2	Package Price	3,254	3,406	3,613	3,616	3,442	3,799	3,851	4,226
	Package Weight (lbs)	280	300	320	320	315	350	350	380
3	Package Price	4,332	4,536	4,807	4,815	4,584	5,057	5,125	5,623
	Package Weight (lbs)	420	450	480	480	470	525	525	570
4	Package Price	5,605	5,866	6,217	6,230	5,929	6,541	6,625	7,269
	Package Weight (lbs)	560	600	640	640	630	700	700	760
5	Package Price	6,896	7,215	7,645	7,665	7,296	8,048	8,150	8,946
	Package Weight (lbs)	700	750	800	800	780	875	875	950
6	Package Price	8,531	8,939	9,481	9,497	9,035	9,981	10,117	11,113
	Package Weight (lbs)	840	900	960	960	940	1,050	1,050	1,140
7	Package Price	9,804	10,269	10,891	10,912	10,380	11,465	11,617	12,759
	Package Weight (lbs)	980	1,050	1,120	1,120	1,100	1,225	1,225	1,330
8	Package Price	11,077	11,599	12,301	12,327	11,725	12,949	13,117	14,405
	Package Weight (lbs)	1,120	1,200	1,280	1,280	1,260	1,400	1,400	1,520
9	Package Price	12,368	12,948	13,729	13,762	13,092	14,456	14,642	16,082
	Package Weight (lbs)	1,260	1,350	1,440	1,440	1,410	1,575	1,575	1,710
10	Package Price	13,659	14,297	15,157	15,197	14,459	15,963	16,167	17,759
	Package Weight (lbs)	1,400	1,500	1,600	1,600	1,560	1,750	1,750	1,900
11	Package Price	15,276	16,002	16,975	17,009	16,176	17,873	18,109	19,895
	Package Weight (lbs)	1,540	1,650	1,760	1,760	1,730	1,925	1,925	2,090
12	Package Price	16,549	17,332	18,385	18,424	17,521	19,357	19,609	21,541
	Package Weight (lbs)	1,680	1,800	1,920	1,920	1,890	2,100	2,100	2,280
13	Package Price	17,840	18,681	19,813	19,859	18,888	20,864	21,134	23,218
	Package Weight (lbs)	1,820	1,950	2,080	2,080	2,040	2,275	2,275	2,470
14	Package Price	19,131	20,030	21,241	21,294	20,255	22,371	22,659	24,895
	Package Weight (lbs)	1,960	2,100	2,240	2,240	2,190	2,450	2,450	2,660
15	Package Price	20,422	21,379	22,669	22,729	21,622	23,878	24,184	26,572
	Package Weight (lbs)	2,100	2,250	2,400	2,400	2,340	2,625	2,625	2,850
16	Package Price	22,021	23,065	24,469	24,521	23,317	25,765	26,101	28,677
	Package Weight (lbs)	2,240	2,400	2,560	2,560	2,520	2,800	2,800	3,040
17	Package Price	23,312	24,414	25,897	25,956	24,684	27,272	27,626	30,354
	Package Weight (lbs)	2,380	2,550	2,720	2,720	2,670	2,975	2,975	3,230
18	Package Price	24,603	25,763	27,325	27,391	26,015	28,779	29,151	32,031
	Package Weight (lbs)	2,520	2,700	2,880	2,880	2,820	3,150	3,150	3,420
19	Package Price	25,894	27,112	28,753	28,826	27,418	30,286	30,676	33,708
	Package Weight (lbs)	2,660	2,850	3,040	3,040	2,970	3,325	3,325	3,610
20	Package Price	27,185	28,461	30,181	30,261	28,785	31,793	32,201	35,385
	Package Weight (lbs)	2,800	3,000	3,200	3,200	3,120	3,500	3,500	3,800

Estimated weights based on 27" shelving package. Please contact customer service for additional package weights.

Prices and specifications subject to change without notice and do not include applicable freight and tax.





- Designed for freezer temperatures to -10° F
- Anti-condensate frame & mullion and glass heaters with fully pre-wired energy control
- Condensation protection up to 75% RH at 75° ambient / -10° cooler
- Package includes standard lighting and shelving
- EISA compliant glass package

# CLASSIC® Plus FREEZER

Doors	Door Size W x H	K1	K2	K3	S2	S3	S5	G2	G3
		23¾" x 63"	26" x 63"	30" x 63"	26" x 72"	23¾" x 72"	26" x 80"	30" x 72"	30" x 80"
1	Package Price	2,977	3,117	3,313	3,310	3,149	3,479	3,531	3,892
	Package Weight (lbs)	210	225	240	230	225	260	260	310
2	Package Price	4,894	5,124	5,447	5,444	5,178	5,721	5,807	6,396
	Package Weight (lbs)	320	340	360	345	340	390	390	490
3	Package Price	6,522	6,828	7,255	7,251	6,900	7,619	7,732	8,518
	Package Weight (lbs)	480	510	540	520	515	585	585	735
4	Package Price	8,437	8,834	9,381	9,382	8,925	9,857	10,001	11,017
	Package Weight (lbs)	640	680	720	690	685	780	780	980
5	Package Price	10,381	10,870	11,545	11,545	10,986	12,128	12,310	13,556
	Package Weight (lbs)	800	850	900	860	855	1,000	1,000	1,250
6	Package Price	12,911	13,523	14,377	14,369	13,667	15,105	15,331	16,903
	Package Weight (lbs)	960	1,020	1,080	1,040	1,030	1,170	1,170	1,470
7	Package Price	14,826	15,529	16,503	16,500	15,692	17,343	17,600	19,402
	Package Weight (lbs)	1,120	1,190	1,260	1,210	1,200	1,365	1,365	1,715
8	Package Price	16,741	17,535	18,629	18,631	17,717	19,581	19,869	21,901
	Package Weight (lbs)	1,280	1,360	1,440	1,380	1,370	1,560	1,560	1,960
9	Package Price	18,685	19,571	20,793	20,794	19,778	21,852	22,178	24,440
	Package Weight (lbs)	1,440	1,530	1,620	1,550	1,540	1,780	1,780	2,230
10	Package Price	20,629	21,607	22,957	22,957	21,839	24,123	24,487	26,979
	Package Weight (lbs)	1,600	1,700	1,800	1,720	1,710	2,000	2,000	2,500
11	Package Price	23,130	24,230	25,751	25,749	24,484	27,067	27,468	30,286
	Package Weight (lbs)	1,760	1,870	1,980	1,900	1,885	2,145	2,145	2,695
12	Package Price	25,045	26,236	27,877	27,880	26,509	29,305	29,737	32,785
	Package Weight (lbs)	1,680	1,800	1,920	1,920	1,890	2,100	2,100	2,280
13	Package Price	26,989	28,272	30,041	30,043	28,570	31,576	32,046	35,324
	Package Weight (lbs)	1,820	1,950	2,080	2,080	2,040	2,275	2,275	2,470
14	Package Price	28,933	30,308	32,205	32,206	30,631	33,847	34,355	37,863
	Package Weight (lbs)	1,960	2,100	2,240	2,240	2,190	2,450	2,450	2,660
15	Package Price	30,877	32,344	34,369	34,369	32,692	36,118	36,664	40,402
	Package Weight (lbs)	2,100	2,250	2,400	2,400	2,340	2,625	2,625	2,850
16	Package Price	33,349	34,937	37,125	37,129	35,301	39,029	39,605	43,669
	Package Weight (lbs)	2,240	2,400	2,560	2,560	2,520	2,800	2,800	3,040
17	Package Price	35,293	36,973	39,289	39,292	37,362	41,300	41,914	46,208
	Package Weight (lbs)	2,380	2,550	2,720	2,720	2,670	2,975	2,975	3,230
18	Package Price	37,237	39,009	41,453	41,455	39,423	43,571	44,223	48,747
	Package Weight (lbs)	2,520	2,700	2,880	2,880	2,820	3,150	3,150	3,420
19	Package Price	39,181	41,045	43,617	43,618	41,484	45,842	46,532	51,286
	Package Weight (lbs)	2,660	2,850	3,040	3,040	2,970	3,325	3,325	3,610
20	Package Price	41,125	43,081	45,781	45,781	43,454	48,113	48,841	53,825
	Package Weight (lbs)	2,800	3,000	3,200	3,200	3,120	3,500	3,500	3,800

Estimated weights based on 27" shelving package. Please contact customer service for additional package weights.

Prices and specifications subject to change without notice and do not include applicable freight and tax.

# 20/20<sup>®</sup> Plus

- Guaranteed 100% condensation-free at 75% RH, 75° ambient / 38° cooler
- Anti-condensate frame, mullion & glass heaters with fully pre-wired energy controller
- Package includes standard lighting and shelving
- EISA compliant glass package

Doors	Door Size W x H	K1	K2	K3	S2	S3	S5	G2	G3
		23 <sup>3</sup> / <sub>4</sub> " x 63"	26" x 63"	30" x 63"	26" x 72"	23 <sup>3</sup> / <sub>4</sub> " x 72"	26" x 80"	30" x 72"	30" x 80"
1	Package Price	2,768	2,898	3,080	3,078	2,928	3,234	3,282	3,615
	Package Weight (lbs)	210	225	240	230	225	260	260	310
2	Package Price	4,550	4,764	5,063	5,060	4,814	5,317	5,395	5,942
	Package Weight (lbs)	320	340	360	345	340	390	390	490
3	Package Price	6,063	6,345	6,739	6,741	6,414	7,082	7,186	7,909
	Package Weight (lbs)	480	510	540	520	515	585	585	735
4	Package Price	7,841	8,210	8,717	8,722	8,297	9,161	9,293	10,229
	Package Weight (lbs)	640	680	720	690	685	780	780	980
5	Package Price	9,651	10,100	10,725	10,730	10,211	11,273	11,435	12,591
	Package Weight (lbs)	800	850	900	860	855	1,000	1,000	1,250
6	Package Price	11,993	12,557	13,345	13,349	12,695	14,031	14,239	15,685
	Package Weight (lbs)	960	1,020	1,080	1,040	1,030	1,170	1,170	1,470
7	Package Price	13,771	14,422	15,323	15,330	14,578	16,110	16,346	18,005
	Package Weight (lbs)	1,120	1,190	1,260	1,210	1,200	1,365	1,365	1,715
8	Package Price	15,549	16,287	17,301	17,311	16,461	18,189	18,453	20,325
	Package Weight (lbs)	1,280	1,360	1,440	1,380	1,370	1,560	1,560	1,960
9	Package Price	17,359	18,177	19,309	19,319	18,375	20,301	20,595	22,687
	Package Weight (lbs)	1,440	1,530	1,620	1,550	1,540	1,780	1,780	2,230
10	Package Price	19,169	20,067	21,317	21,327	20,289	22,413	22,737	25,049
	Package Weight (lbs)	1,600	1,700	1,800	1,720	1,710	2,000	2,000	2,500
11	Package Price	21,479	22,499	23,907	23,919	22,742	25,138	25,506	28,101
	Package Weight (lbs)	1,760	1,870	1,980	1,900	1,885	2,145	2,145	2,695
12	Package Price	23,257	24,364	25,885	25,900	24,625	27,217	27,613	30,421
	Package Weight (lbs)	1,920	2,040	2,160	2,070	2,055	2,340	2,340	2,940
13	Package Price	25,067	26,254	27,893	27,908	26,539	29,329	29,755	32,783
	Package Weight (lbs)	2,080	2,210	2,340	2,240	2,225	2,560	2,560	3,210
14	Package Price	26,877	28,144	29,901	29,916	28,453	31,441	31,897	35,145
	Package Weight (lbs)	2,240	2,380	2,520	2,410	2,395	2,780	2,780	3,480
15	Package Price	28,687	30,034	31,909	31,924	30,367	33,553	34,039	37,507
	Package Weight (lbs)	2,400	2,550	2,700	2,580	2,565	3,000	3,000	3,750
16	Package Price	30,965	32,441	34,469	34,489	32,789	36,245	36,773	40,517
	Package Weight (lbs)	2,560	2,720	2,880	2,760	2,740	3,120	3,120	3,920
17	Package Price	32,775	34,331	36,477	36,497	34,703	38,357	38,915	42,879
	Package Weight (lbs)	2,720	2,890	3,060	2,930	2,910	3,340	3,340	4,190
18	Package Price	34,585	36,221	38,485	38,505	36,617	40,469	41,057	45,241
	Package Weight (lbs)	2,880	3,060	3,240	3,100	3,080	3,560	3,560	4,460
19	Package Price	36,395	38,111	40,493	40,513	38,531	42,581	43,199	47,603
	Package Weight (lbs)	3,040	3,230	3,420	3,270	3,250	3,780	3,780	4,730
20	Package Price	38,205	40,001	42,501	42,521	40,445	44,693	45,341	49,965
	Package Weight (lbs)	3,200	3,400	3,600	3,440	3,420	4,000	4,000	5,000

Estimated weights based on 27" shelving package. Please contact customer service for additional package weights.

Prices and specifications subject to change without notice and do not include applicable freight and tax.



- Self-closing hydraulic closure system with door stop
- Heavy-duty triple hinge design stands up to highest traffic areas
- Condensation protection up to 75% RH, 75° ambient / 38° cooler
- Guaranteed 100% condensation-free on 20//20® Plus models 75% RH, 75° ambient / 38° cooler
- Package includes 7" interior kick plate (exterior kick plate available)
- EISA compliant glass package

# HD Plus

## ENTRANCE DOORS

### R//M PLUS™

- All glass for unobstructed view into walk-in
- Bottom silk screen for continuity in a line-up
- Interior push bar is standard
- Includes removable threshold (single door only) to accommodate variety of floor types
- Standard two-door system has no center mullion (available with a center mullion upon request)
- **OPTIONS:**
  - \* T-8 Standard, and LED Lighting
  - \* Roll-Mart cart (see page 15); interior push bar elimination



R//M Plus Door shown with optional Roll-Mart Cart; Pg. 15

Door Size W x H	# Of Doors	Net Opening W x H	Weight	Normal Temp		20//20 Plus	
				Part	Price	Part	Price
36" x 80"	1	37 <sup>7</sup> / <sub>8</sub> " x 81 <sup>5</sup> / <sub>8</sub> "	155 lbs	01R3EX	2,560	01R3EY	3,591
	2	74 <sup>1</sup> / <sub>2</sub> " x 81 <sup>5</sup> / <sub>8</sub> "	250 lbs	02R3EX	4,220	02R3EY	5,919
36" x 84"	1	37 <sup>7</sup> / <sub>8</sub> " x 85 <sup>3</sup> / <sub>4</sub> "	170 lbs	01R5EX	2,689	01R5EY	3,772
	2	74 <sup>1</sup> / <sub>2</sub> " x 85 <sup>3</sup> / <sub>4</sub> "	265 lbs	02R5EX	4,432	02R5EY	6,216



S//D Plus Door

### S//D PLUS™

- Top 1/3 is clear glass for safety and bottom 2/3 is black silk screen
- Interior push bar is standard
- Includes removable threshold (single door only) to accommodate variety of floor types
- **OPTIONS:**
  - \* T-8 Standard, and LED Lighting
  - \* Full door silk screening available (\$450 per door)

Door Size W x H	# Of Doors	Net Opening W x H	Weight	Normal Temp		20//20® Plus	
				Part	Price	Part	Price
36" x 80"	1	37 <sup>7</sup> / <sub>8</sub> " x 81 <sup>5</sup> / <sub>8</sub> "	155 lbs	01D3EX	2,560	01D3EY	3,591
36" x 84"	1	37 <sup>7</sup> / <sub>8</sub> " x 85 <sup>3</sup> / <sub>4</sub> "	170 lbs	01D5EX	2,689	01D5EY	3,772



Heavy Duty Door Closer



Heavy Duty Hinge

Prices and specifications subject to change without notice and do not include applicable freight and tax.



## AUTOMATIC BEER CAVE

- Patented automated glass entrance door assembly for walk-in coolers (US Patent #7,259,359)
- 75% RH protection on Classic® (75° F / 38° F)
- Guaranteed condensation protection on 20//20® (75° F / 38° F)
- Double-slide include two sliding doors & two fixed windows; available in 108" and 120" widths.
- Single-slide includes one sliding door & one fixed window; available in 78" width

### Smooth Satin Silver Finish

Slide	NCO	Slider Opening	Door Size	Window Size	Est. Weight	20//20 Plus	Part
Double	108¼" x 90¼"	42"	27" x 83"	25" x 82"	400 lbs	29,930	04A1C2
Double	120¼" x 90¼"	48"	29" x 83"	30" x 82"	430 lbs	33,565	04A2C2
Single left-to-right	78¼" x 90¼"	32"	38" x 83"	36½" x 82"	300 lbs	26,695	02A3C2
Single right-to left	78¼" x 90¼"	32"	38" x 83"	36½" x 82"	300 lbs	26,695	02A4C2

### Smooth Satin Black Finish

Slide	NCO	Slider Opening	Door Size	Window Size	Est. Weight	20//20 Plus	Part
Double	108¼" x 90¼"	42"	27" x 83"	25" x 82"	400 lbs	32,175	04A1C2
Double	120¼" x 90¼"	48"	29" x 83"	30" x 82"	430 lbs	35,805	04A2C2
Single left-to-right	78¼" x 90¼"	32"	38" x 83"	36½" x 82"	300 lbs	28,945	02A3C2
Single right-to left	78¼" x 90¼"	32"	38" x 83"	36½" x 82"	300 lbs	28,945	02A4C2

### Smooth Bright Silver Finish

Slide	NCO	Slider Opening	Door Size	Window Size	Est. Weight	20//20 Plus	Part
Double	108¼" x 90¼"	42"	27" x 83"	25" x 82"	400 lbs	33,660	04A1C2
Double	120¼" x 90¼"	48"	29" x 83"	30" x 82"	430 lbs	37,295	04A2C2
Single left-to-right	78¼" x 90¼"	32"	38" x 83"	36½" x 82"	300 lbs	30,430	02A3C2
Single right-to left	78¼" x 90¼"	32"	38" x 83"	36½" x 82"	300 lbs	30,430	02A4C2

- \* Please allow four-six weeks for delivery.
- \* Automated door mechanism manufacturer's one year warranty. Includes installation, parts and labor.

**Pricing includes AAADM certified installation**  
(may be higher in high labor locations)



Double-Slide ABC Doors

Prices and specifications subject to change without notice and do not include applicable freight and tax.





- EISA compliant high-performance glass package.
- Pricing includes anti-condensate frame and mullion heaters.
- Includes automatic energy control.
- All standard colors available.

# HALF DOOR Plus™

# Of Doors	Overall Size W x H	Net Opening W x H	Classic® Plus		20//20® Plus		Classic® Freezer Plus	
			Part	Price	Part	Price	Part	Price
1	24 <sup>3</sup> / <sub>4</sub> " x 31 <sup>3</sup> / <sub>8</sub> "	26 <sup>5</sup> / <sub>8</sub> " x 33 <sup>3</sup> / <sub>16</sub> "	01H1CX	1,773	01H1CY	1,882	01H1CZ	Call for Pricing
2	24 <sup>3</sup> / <sub>4</sub> " x 31 <sup>3</sup> / <sub>8</sub> "	51 <sup>7</sup> / <sub>8</sub> " x 33 <sup>3</sup> / <sub>16</sub> "	02H1CX	2,550	02H1CY	2,907	02H1CZ	Call for Pricing
3	24 <sup>3</sup> / <sub>4</sub> " x 31 <sup>3</sup> / <sub>8</sub> "	77 <sup>1</sup> / <sub>8</sub> " x 33 <sup>3</sup> / <sub>16</sub> "	03H1CX	3,372	03H1CY	4,186	03H1CZ	Call for Pricing
1	29 <sup>15</sup> / <sub>16</sub> " x 31 <sup>9</sup> / <sub>16</sub> "	31 <sup>13</sup> / <sub>16</sub> " x 33 <sup>3</sup> / <sub>8</sub> "	01H3CX	1,905	01H3CY	1,983	01H3CZ	Call for Pricing
2	29 <sup>15</sup> / <sub>16</sub> " x 31 <sup>9</sup> / <sub>16</sub> "	62 <sup>1</sup> / <sub>4</sub> " x 33 <sup>3</sup> / <sub>8</sub> "	02H3CX	Call for Pricing	02H3CY	Call for Pricing	02H3CZ	Call for Pricing
3	29 <sup>15</sup> / <sub>16</sub> " x 31 <sup>9</sup> / <sub>16</sub> "	92 <sup>11</sup> / <sub>16</sub> " x 33 <sup>3</sup> / <sub>8</sub> "	03H3CX	Call for Pricing	03H3CY	Call for Pricing	03H3CZ	Call for Pricing
1	31 <sup>3</sup> / <sub>8</sub> " x 24 <sup>3</sup> / <sub>4</sub> "	33 <sup>3</sup> / <sub>4</sub> " x 26 <sup>9</sup> / <sub>16</sub> "	01H4CX	Call for Pricing	01H4CY	Call for Pricing	01H4CZ	Call for Pricing
2	31 <sup>3</sup> / <sub>8</sub> " x 24 <sup>3</sup> / <sub>4</sub> "	65 <sup>1</sup> / <sub>8</sub> " x 26 <sup>9</sup> / <sub>16</sub> "	02H4CX	Call for Pricing	02H4CY	Call for Pricing	02H4CZ	Call for Pricing
3	31 <sup>3</sup> / <sub>8</sub> " x 24 <sup>3</sup> / <sub>4</sub> "	97 <sup>1</sup> / <sub>8</sub> " x 26 <sup>9</sup> / <sub>16</sub> "	03H4CX	Call for Pricing	03H4CY	Call for Pricing	03H4CZ	Call for Pricing

# FIXED WINDOWS Plus


- New, improved design.
- "Finished" interior side eliminates the need a trim frame.
- High -performance, fully tempered glass package with Low-E coating and gas-filled air spaces.
- 75% RH protection on Fixed Window Plus™ NT (75°F/38°F).
- Guaranteed Condensation Protection on Fixed Window Plus™ 20//20® model (75°F/38°F).
- Fixed Windows also available in LT (75°F/-10°F) applications and custom sizes not shown - call for pricing.
- EISA compliant. UL approved.

Tip-to-Tip W x H	Net Opening W x H	Fixed Window Plus NT		Fixed Window 20//20 Plus		Fixed Window Plus LT	
		Part	Price	Part	Price	Part	Price
24 <sup>9</sup> / <sub>16</sub> " x 73 <sup>1</sup> / <sub>4</sub> "	23 <sup>5</sup> / <sub>16</sub> " x 72"	00W4SV	1,575	00W4SW	1,675	00W4SR	1,875
27 <sup>5</sup> / <sub>16</sub> " x 73 <sup>1</sup> / <sub>4</sub> "	26 <sup>1</sup> / <sub>16</sub> " x 72"	00W5SV	1,675	00W5SW	1,825	00W5SR	Call for pricing
31 <sup>1</sup> / <sub>4</sub> " x 73 <sup>1</sup> / <sub>4</sub> "	30" x 72"	00W6SV	1,775	00W6SW	1,925	00W6SR	Call for pricing

\* For custom sizes other than those shown above please call for pricing



Half Doors



Fixed Window

Prices and specifications subject to change without notice and do not include applicable freight and tax.

# SYSTEM UPGRADES & ACCESSORIES

## LIGHTING UPGRADES

STYLELINE® LED Plus™ up to 72"	480 per door
STYLELINE® LED Plus™ up to 80"	600 per door



Styleline LED Plus™

## FINISH UPGRADES

Premium Finish*	380 / door
Anodized Bright Black Finish	73 / door

## DOOR ACCESSORIES

Description	Part	Price
Classic® Plus Door Locks with Door Order	5864	58
HybriDoor Locks with Door Order	5865	87
Retrofit door locks for any model: Silver	RLSLV-KIT	122
Retrofit door locks for any model: Gold	RLGLD-KIT	122
Retrofit door locks for any model: Black	RLBLK-KIT	122
Full-Length Handle	FLH	64 / door
36" Heavy-Duty Bumper Guard: Black	HDBG36BL	180




Retrofit Lock

## ENERGY-SAVING ACCESSORIES

Description	Part	Retrofit Price
ESC-3 Energy Saver Control	ESC3-KIT	856

	Part	Price
LED Motion Sensor (Dimmer Control)	MTSNR	350 / frame



Door Lock

Includes one integrated motion sensors and one power supply per frame



Heavy-Duty  
Bumper Guard



LED Motion Sensor



Full-Length Handle

Prices and specifications subject to change without notice and do not include applicable freight and tax.





# MERCHANDISING SYSTEMS

## Roll-Mart Cart

- For use with STYLELINE® R//M Plus™ Doors on page 11
- Overall size: 32"W x 27"D x 83"H (additional widths available)
- Five 30"W x 27"D heavy-duty, epoxy-coated shelves with price tag molding
- 4" heavy-duty ball bearing swivel wheel casters (fixed/locking casters available)
- Available with Full Deli-Mart and Mini Deli-Mart

Description	Est. Weight	White	Black	Price
Roll-Mart with five shelves	100 lbs	RMC30X27WW-KIT	RMC30X27BB-KIT	<b>1,802</b>
Roll-Mart with full Deli-Mart	95 lbs	RMCDMWW-KIT	RMCFDMBB-KIT	Call for pricing
Roll-Mart, Mini Deli-Mart & 5 shelves	95 lbs	RMCMINIWW-KIT	RMCMINIBB-KIT	Call for pricing

## Deli-Mart

Designed for presentation of refrigerated deli items, pre-packaged cold cuts, cheeses and bulk products.

### Full Deli-Mart

- 66" high
- Twenty heavy-duty 10" hooks included
- Five merchandising baskets included
- Includes two color-coded posts

Size	Hooks	Baskets	White	Black	Price
24"W x 66"H for 24" or 26" door	20	5	DMF24WH-KIT	DMF24BL-KIT*	<b>857</b>
30"W x 66"H for 30" door	20	5	DMF30WH-KIT	DMF30BL-KIT*	<b>942</b>

\* Special order. Please allow 4 weeks lead time

### Mini Deli-Mart

- 30" high
- Up to twenty 10" hooks included
- Two support shelves included
- Order posts separately as needed

Size	Hooks	White	Black	Price
24"W x 30"H	16	DMMINI24WH-KIT	DMMINI24BL-KIT	<b>640</b>
26"W x 30"H	16	DMMINI26WH-KIT	DMMINI26BL-KIT	<b>664</b>
30"W x 30"H	20	DMMINI30WH-KIT	DMMINI30BL-KIT	<b>712</b>


## Deli-Mart Accessories

Description	White	Black	Price
Deli Basket, 24"-26"	DB24WH	DB24BL*	<b>78</b>
Deli Basket, 30"	DB30WH	DB30BL	<b>85</b>
Deli Hooks	DHWH	DHBL	<b>8</b>
Shelf / Basket Hooks	BHWH	BHBL	<b>8</b>


\*Special order – please allow six weeks for delivery.



Roll-Mart Cart



Deli-Mart



Mini Deli-Mart

Prices and specifications subject to change without notice and do not include applicable freight and tax.

\* All shelves include price tag molding

## 27" Deep Flat Shelf

Shelf Size	STYLELINE		MOD//Line		Price
	White	Black	White	Black	
24" wide x 27" deep	S127WW	S127BB	Call Office	SH2327BB	61
26" wide x 27" deep	S227WW	S227BB	Call Office	SH2727BB	69
30" wide x 27" deep	S327WW	S327BB	Call Office	SH3027BB	75

## 36" Slide-Trac™ Shelf

Shelf Size	STYLELINE		MOD//Line		Price
	White	Black	White	Black	
24" wide x 36" deep	ST1WW	ST1BB	Call Office	Call Office	83
26" wide x 36" deep	ST2WW	ST2BB	Call Office	Call Office	85
30" wide x 36" deep	ST3WW	ST3BB	SH3036WW	SH3036BB	91

## Corner Shelf

For corners where doors meet, includes two price tag moldings

Shelf Size	White	Black	Price
24" wide x 24" deep	CS24WW*	CS24BB*	229
26" wide x 24" deep	CS26WW*	CS26BB*	254
30" wide x 24" deep	CS30WW	CS30BB	278
S-hook for corner shelf	CHWH	CHBL	8

\*Special order – please allow six weeks for delivery.



Flat Shelf


## Wire Basket

All baskets include price tag moldings

Shelf Size	White	Black	Price
30" wide x 24" deep	WB30WH	WB30BL	203

### Optional


Basket Dividers	WBD24WH	WBD24BL	22
-----------------	---------	---------	----



Slide-Trac Shelf



Wire Basket



Corner Shelf

Prices and specifications subject to change without notice and do not include applicable freight and tax.

# SHELVING ACCESSORIES

## 27" Deep Accessories

Front & Side Guards			
24" wide	PG127WH	PG127BL	40
26" wide	PG227WH	PG227BL	45
30" wide	PG327WH	PG327BL	51
Lane Divider	3014	3960	15

## 36" Deep Slide-Trac™ Accessories

Perimeter Guard	White	Black	Price
24" wide	PS136WH	PS136BL	44
26" wide	PS236WH	PS236BL	44
30" wide	PS336WH	PS336BL	48
Lane Divider	STLNDWH	STLNDBL	15

## Additional Parts

	White	Black	Price
Milk Stop	MSWH	MSBL	8

### Price Tag Molding

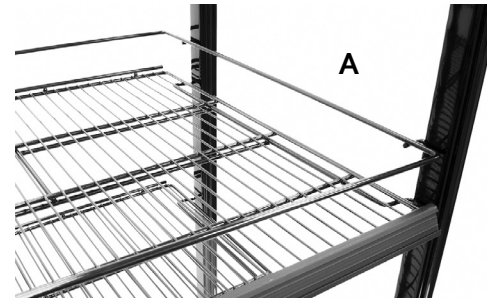
	White	Black	Price
24" wide	PTM24WH	PTM24BL	8
26" wide	PTM26WH	PTM26BL	8
30" wide	PTM30WH	PTM30BL	8

## Post Assembly with Brackets - Standard


Shelf Standard	White	Black	Price	Galv	Price
63" high	PST63W	PST63B	99	PST63X	56
80" high	PST80W	PST80B	102	PST80X	59
84" high	PST84W	PST84B	104	PST84X	61
90" high	PST90W	PST90B	107	PST90X	63
Post Holder	—	4072X2BL	20	4072X2	11
7½" Extension Bracket - EB75BL			19	EB75	16

## Post Assembly with Brackets - LED

Shelf Standard	White	Black	Price	Galv	Price
63" high	PST63WLED	PST63BLED	110	PST63XLED	66
80" high	PST80WLED	PST80BLED	113	PST80XLED	69
84" high	PST84WLED	PST84BLED	115	PST84XLED	71
90" high	PST90WLED	PST90BLED	117	PST90XLED	73
LED Extension Bracket			117	EBLED	8



A. Front & Side Guards



A. Milk Stop  
B. Price Tag Molding  
C. Perimeter Guard  
D. Lane Divider



Shelf Post

Prices and specifications subject to change without notice and do not include applicable freight and tax.



# SST

## SUPER SLIDE-TRAC™

- Super Slide-Trac™ three-position adjustable gravity-flow shelves available in epoxy-coated white or black
- Package includes base assembly and posts required for standard setup

Shelf	36" Deep SST Shelving			43" Deep SST Shelving			60" Deep SST Shelving		
	Part		Price	Part		Price	Part		Price
	White	Black		White	Black		White	Black	
24" width	SST136WH	SST136BL	134	SST143WH	SST143BL	138	SST160WH*	SST160BL*	203
26" width	SST236WH	SST236BL	138	SST243WH	SST243BL	143	SST260WH*	SS260BL*	208
30" width	SST336WH	SST336BL	145	SST343WH	SST343BL	151	SST360WH*	SST360BL*	218
Lane Dividers	LNDIV36W	LNDIV36B	22	LNDIV43W	LNDIV43B	24	LG60WH*	LG60BL*	56
<b>Perimeter Guard, single wire</b>									
24" width	PS136WH	PS136BL	44	PS143WH	PS143BL	45	PS160WH*	PS160BL*	51
26" width	PS236WH	PS236BL	44	PS243WH	PS243BL	45	PS260WH*	PS260BL*	51
30" width	PS336WH	PS336BL	48	PS343WH	PS343BL	48	PS360WH*	PS360BL*	59
<b>Glide Sheet</b>									
24" width	G136WH	G136BL	48	G143WH	G143BL	48	G160WH*	G160BL*	55
26" width	G236WH	G236BL	51	G243WH	G243BL	51	G260WH*	G260BL*	59
30" width	G336WH	G336BL	54	G343WH	G343BL	54	G360WH*	G360BL	67
<b>SST Base and Top</b>									
24" wide base	B124	275	B124	275	B60	325			
26" wide base	B224	275	B224	275	B60	325			
30" wide base	B324	275	B324	275	B60	325			

\*Special order – please allow six weeks for delivery.



Super Slide-Trac™ Shelving



Glide Sheets  
Adjustable Lane Dividers

Prices and specifications subject to change without notice and do not include applicable freight and tax.

# TERMS

## Contract Between Buyer & Seller

A written order and acknowledgment shall constitute the contract between Buyer and Seller, and said contract may not be amended or rescinded except by written agreement by both parties, referring expressly to this contract.

## Terms

All credit terms are net 30 days from date of invoice. Credit is subject to approval upon receipt of completed credit application. Any goods shipped prior to credit approval shall be shipped C.O.D., Cashiers Check, or Pre-Payment. Goods may not be returned for credit unless prior authorization and a return authorization number has been issued.

## Price & Specifications

All prices and specifications are subject to change without notice. Prices are in U.S. Dollars.

## Delays

Commercial Refrigerator Door Company cannot be liable for loss or damage arising from delay in fulfilling or failure to fulfill any order in accordance with its terms whereas such delay or failure is caused by shortage of materials, delays of carriers, embargoes, fires, floods, strikes, wars, acts of God or other causes beyond its control.

## Limits of Liability

Commercial Refrigerator Door Company shall not be held liable for damages for any breach of warranty in an amount exceeding the purchase price of the product which is found to be defective.

## Delivery

F.O.B. Sarasota, Florida

Prices and specifications subject to change without notice and do not include applicable freight and tax.



## Defects in Workmanship and Materials

# WARRANTY

COMMERCIAL REFRIGERATOR DOOR COMPANY warrants its products against defects in workmanship and materials for a period of two years from date of shipment. STYLELINE LED Plus light strip, Power Supply and T-8 Ballasts are warranted against defects in workmanship and materials for five years. In addition, Commercial Refrigerator Door Company warrants its insulating glass against condensation between lites of glass for a period of 20 years for unheated glass and ten years for heated glass.

Under this warranty, Commercial Refrigerator Door Company's liability is specifically limited to repairing or replacing, F.O.B. Commercial Refrigerator Door Company's factory, at our option, any part of the product determined by Commercial Refrigerator Door Company to be not in conformance with this warranty. This warranty does not include any on-site repair or replacement costs.

The customer service department will provide written authorization to either return or field-scrap the defective part. Upon receipt of the defective part, warranty status will be verified and an appropriate credit issued.

This warranty shall not apply to any product which is repaired or altered without our acknowledgment and consent, operated or installed contrary to our instructions, subjected to misuse or improper maintenance, damaged by accident or negligence, or not paid for in full.

This warranty is extended to the original purchaser and is in lieu of all other warranties, expressed or implied, including but not limited to warranties of merchantability or fitness for a particular use.

**THERE ARE NO WARRANTIES OTHER THAN THAT DESCRIBED HEREIN AND NO REPRESENTATIVE OF Commercial Refrigerator Door Company HAS AUTHORITY TO ALTER THIS WARRANTY.**



P: 800.237.3940 | F: 941.377.2850 | [www.styleline.com](http://www.styleline.com)