

Styleline® HDD

Graph-X™
illuminated glass

DRIVE MORE TRAFFIC
BEER CAVE
ILLUMINATED GLASS
TECHNOLOGY



STYLELINE® Heavy Duty Entrance doors are now available with illuminated glass technology **engineered to generate more traffic and revenue to your beer cave.**

- Four standard designs available
- High resolution printed artwork on glass
- Custom designs are also available
- DOE 2017 compliant

STYLELINE®
By Commercial Refrigerator Door Company

www.styleline.com

Graph-X™
illuminated glass






Double entrance doors shown with illuminated glass technology

Drive More Traffic & Revenue!

Styleline[®] **HDD**
Graph-**X**[™]
illuminated glass



Order Your Beer Cave with Illuminated Glass Technology

-  **APPLICATION:** Cooler and High Humidity
-  **PROTECTION:** NT: 75F/75%RH @ 35F Cooler Temp.
HH: 75F/85%RH @ 35F Cooler Temp.
-  **WARRANTY:** 2-years workmanship and materials, 5-years LED, 10-years non-heated glass pack

Choose from one of our standard designs for your next beer cave entrance door to fully customize and deliver your message, brand or logo with a eye-catching yet strong style.

Use our LED remote control to display a wide range of RGB color configurations. Options are endless. Illuminated glass is only available with STYLELINE[®] HDD. **Custom designs are also available.**

Standard Designs Available



Options Available:

- Door lock
- External kick plate
- Full-length handle
- Heavy duty bumper guards
- Call for pricing & lead times

Sizes Available:

- 36"W x 80"H, 36"W x 84"H

Customers Installations

